

Head Office QLD:
PO Box 720 Morningside QLD 4170
Phone: 07 3331 1555
Fax: 07 3331 1500
www.excelconcrete.com.au

Natural Creations™
ARCHITECTURAL INNOVATIONS
Bringing Concrete to life™



Exposed Creations™

Brisbane / Ipswich



Arlington Gold



Barcardine



Barkly



Baroon



Belmore



Boulia



Carpentaria



Cockatoo



Coolangatta



Croydon



Daintree



Eudlo



Flinders



Glasshouse



Gympie Gold




Jabiru



Kookaburra 40%



Mitchell



Nardoo



Orange Swirl



Roma



Teewarah



Warrego



White Gum



Winton

Exposed Creations™ Disclaimer

Excel has designed its Exposed Creations™ range with the maximum volume of aggregate to provide the best possible Exposed finish. The placement of these products via a concrete pump is not recommended. Check with your contractor as to how they will be placing the concrete. Excel will not guarantee the pumpability of the aggregate in the Exposed Concrete.

Excel supplies and delivers concrete products as per Australian standard AS1379. Additional water added on site that increases the slump is done so at the responsibility of the contractor, as well as the use of sugar as a surface retarder. Excel will not be found responsible for poor onsite preparations and the poor placement techniques of contractors. These problems must be taken up with the individual contractors.

During the final finishing process of Exposed, contractors use water to wash off the top surface, which is high in cementitious products. Proper steps to capture this product must be put in place. Excel will not be responsible should this water enter into the drainage system or waterways.

***All full depth Coloured Oxide can be added to any Exposed Creation e.g. White Gum in Blackall.**





Colour Creations™



Billabong



Day Dream



Pharlap



Blackall



Russett



Thunder Bolt



Raven




Aniseed



Walnut



Twilight



Snow Tip



Slate



Misty Rose



Espresso



Brumby



Barramundi



Clancy



Cane Toad



Ballera



Lorikeet



Lawson



Reflection



Bunya



Tea Tree



Banjo




Pate




Swagman



Ecrú



Cedar



Sugar Cane




Opal



Goanna



Colour Creations™




Bottle Brush



Hibiscus



Jillaroo



Jackaroo



Galah



Suede



Stockman



Marmalade



Spice



Wallaby




Kimberley



Honey Dew



Pecan




Caprice



Sandy Strait



Ned Kelly



Matilda




Anzac




Beach




Somerset



Last Post



Straw



Caves



Orchid



Jade



Olive

Colour Creations™ Guide for use

Preparation: Planning and consistency is the key to a great coloured concrete job. Do not pour coloured concrete when rain or hot windy conditions are forecast. Use a well compacted sub-grade evenly dampened by a moisture barrier membrane. Schedule concrete laying to avoid the hottest part of the day. Black or darker colours require extra protection/curing as they absorb heat much faster.

Placement: Protect surrounding areas from staining and spillage. The concrete should be placed and finished the same way for each load. The variations in the water/cement ratio, finishing and curing can affect the colour. Ensure each load is the same slump and do not add water to a partly discharged load. Bull-float the slab after striking off and avoid using a magnesium bull-float.

Finishing: Wait for bleed water to evaporate before trowelling. Early final trowelling before bleed water has evaporated can cause entrapped moisture, discolouration and dusting of the surface. Avoid over-trowelling. This causes burning and discolouration. Darkening and discolouration are more likely to occur as trowelling time increases. Avoid excess water to tools or to the surface. Do not add cement powder or pigments to the surface of wet concrete. All final hand finishing should be done in the same direction. Use consistent finishing practices at all times.

Curing: To prevent surface blemishing, do not cure with plastic sheeting or intermittent wetting and drying, paper, sodium or fluoro-silicate hardeners and other compounds which can cause discolouration. Apply a curing compound as soon as the surface will allow. The use of products such as Same Day Sealer will assist in curing as well as minimizing the effects of efflorescence.

The application of a sealer will also protect from effects of oil, grease, dirt and weather. Ensure that sufficient joints are provided to control cracking. If saw-cutting is used for control joints, rinse off all residue to prevent stains and discolouration. Be prepared for the whole slab to lighten in colour during curing. The final 'true' colour will start to become apparent 4 days after placement. However, final colour will be achieved after full curing of the concrete (approximately 28 days after placement).



Exposed Creations™

Gold Coast



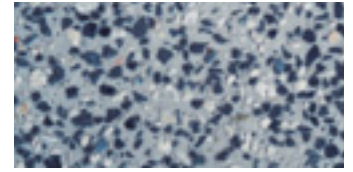
Belmore



Cockatoo



Daintree



Eudlo



Flinders



Glasshouse



Jabiru



Kookaburra 40%



Mitchell



Warrego




White Gum



Exposed Creations™

Sunshine Coast



Arlington Gold



Boulia



Cockatoo



Coolangatta



Daintree



Flinders



Gympie Gold




Jabiru



Kookaburra 40%



Orange Swirl



Warrego



White Gum




Winton

Exposed Creations™ & Polished Creations™ is a mixture of decorative stones combined with either grey or a wide range of coloured concretes. They can be used in numerous applications in residential, commercial and public precinct areas. Exposed Creations™ can add a whole new dimension for use in driveways, pathways, outdoor entertaining areas, pool surrounds, car parks and public outdoor walkways. Polished Creations™ is available in any of our Exposed Creation range. The mixture of stones with grey or coloured concrete which has been ground and honed back to a perfectly flat surface then polished, gives a terrazzo type finish. The effect is beautiful and only limited to your imagination. Polished Creations™ is generally used indoors and will add a whole new dimension for use in hallways, family rooms, terraces, cafes, art galleries, libraries; anywhere you want a contemporary hard wearing surface. Bring your concrete to life with Natural Creations™.



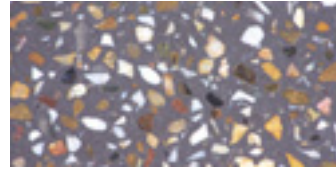
Polished Creations™



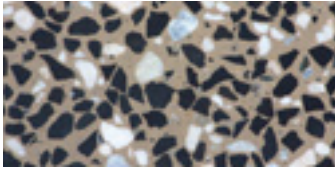
Barcaldine in Jackaroo



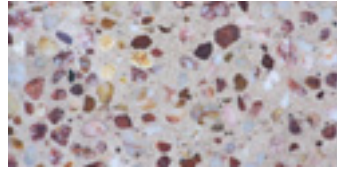
Cockatoo in Off White



Daintree in Blackall



Jabiru in Bunya



Orange Swirl in Off White



White Gum in Blackall

Brochure Disclaimer

There are likely to be variations in consistency of colours and textures, appearance and quality in the finished product of the cured concrete, as the raw material used to manufacture the products are natural and subject to variations beyond our control. Whilst every effort has been made to match the colours in the preparation of this brochure, reproductive processes will alter the actual colours in the concrete products to varying degrees. The colours in this brochure are therefore indicative only of the finished concrete product and no guarantee of the colours or textures of the product is given or implied by this brochure.



Natural Creations™
ARCHITECTURAL INNOVATIONS
Bringing Concrete to life™

Sales Enquires: www.excelconcrete.com.au

Display Centres:

- 1044 Lytton Rd Murarrie QLD 4172
(Enter via Paringa Rd)
- South Station Rd Raceview QLD
- 15 Belconnen Dr Brendale QLD 4500

Head Office:

1044 Lytton Rd Murarrie QLD 4172
(Enter via Paringa Rd)

Concrete Orders:

Brisbane / Gold Coast - 07 3364 2777
Sunshine Coast - 1300 651 611

www.excelconcrete.com.au